

# 3216 MODEL



## Ideal for:

- plastic extruders
- small ovens
- chillers
- sterilisers
- trace heating
- packaging machines

## Specifications:

### Dimensions:

48W x 48H x 90D mm

### Text messages:

10 x 30 character messages

### Control modes:

PID or On/Off, heat/cool, heat only, cool only

### Supply voltages:

85-264Vac, 24Vac/dc  
6 watts max.

### Operating ambient:

0 to 50 deg C  
5% to 85% RH, non condensing

### Inputs:

Thermocouples  
Pt100 3 wire  
0-50mV, 4-20mA, 0-20mA  
Custom linearisation

### Current transformer input:

50mA ac into 10R

### Communications:

Modbus, RS232, RS485 2 wire

### Output ratings:

Relay: 2A, 264Vac resistive  
Logic out: 12Vdc  
Digital in: contact closure or logic

### Panel sealing:

IP65, plug-in from front panel

## Temperature/Process Controller

The new 3216 1/16th DIN controller provides a new level of user convenience. The scrolling text messages deliver plain language messages to let operators and engineers alike know exactly what is happening to the process.

The **Quick Start Wizard** makes configuration simpler than ever. At initial power up the configuration is displayed on the lower display.

**Universal inputs** enable the simple selection of any standard thermocouple, Resistance Thermometer or process input. A custom linearisation can be installed using the simple PC tool, iTools.

**Timer functions** offer the choice of : a dwell timer; a delayed switch on timer or a self start timer.

**Three outputs** can be configured to provide any combination of heating, cooling and alarm.

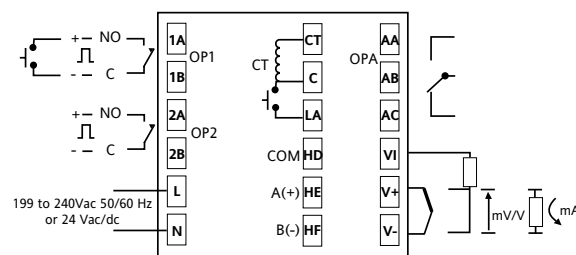
The **Load Current Transformer Input**, CT input, provides the ideal method to monitor load current and provide immediate indication of load conditions. Partial load failure, heater open circuit or thyristor short circuit can each be indicated by clear scrolling operator messages and relay output.

The **operator interface** is fully configurable enabling any parameter to be promoted for immediate operator access on level 1 or password protected level 2. This provides for the simplest solutions right through to sophisticated applications.

The new **three colour LCD** display provides clear indication of process variables. The upper display shows the process measured value while the lower display can be set to display a range of parameters including, setpoint, time remaining and current.

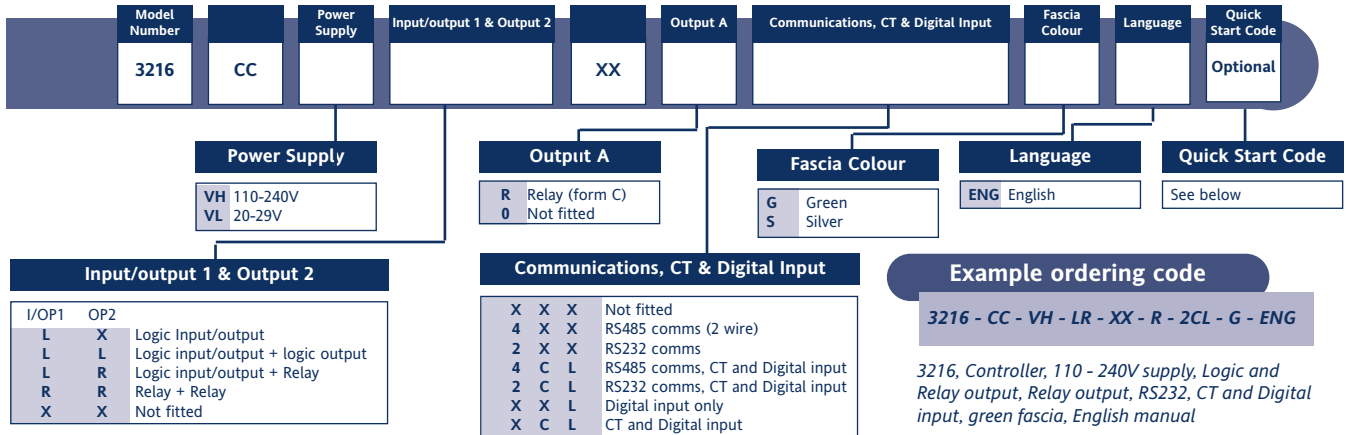
The **communications option** provides full system integration through the industry standard modbus protocol.

## Rear terminal connections

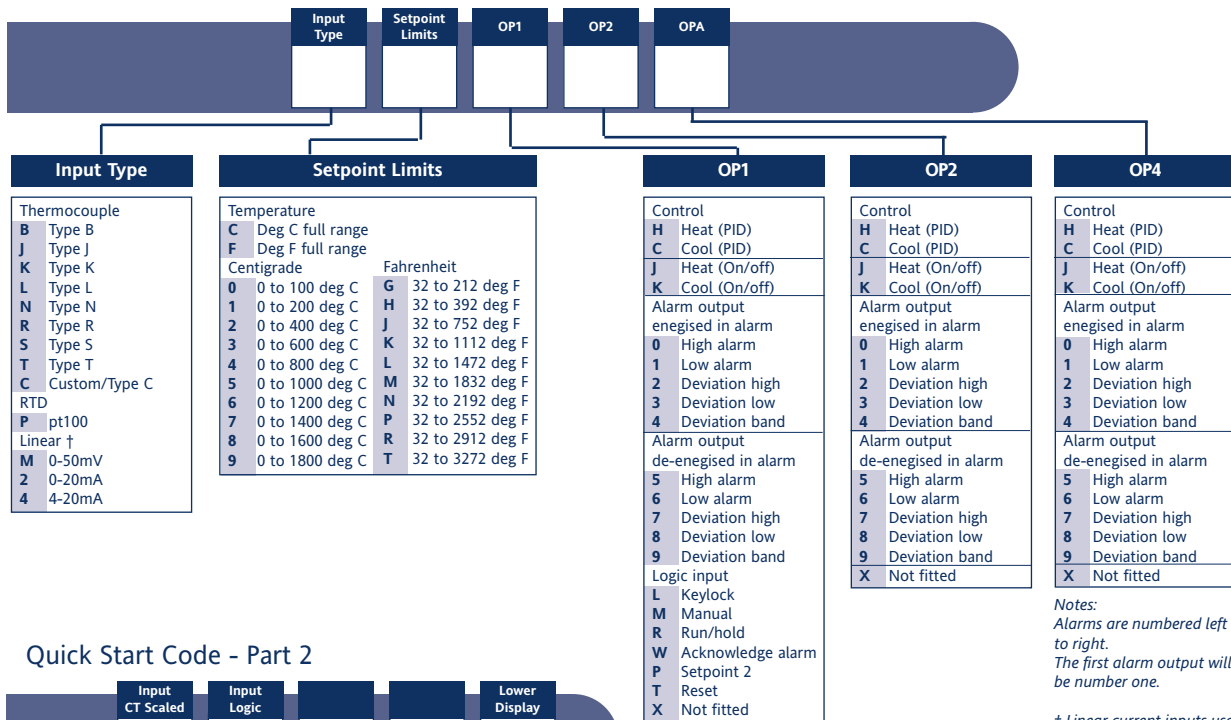


# Coding

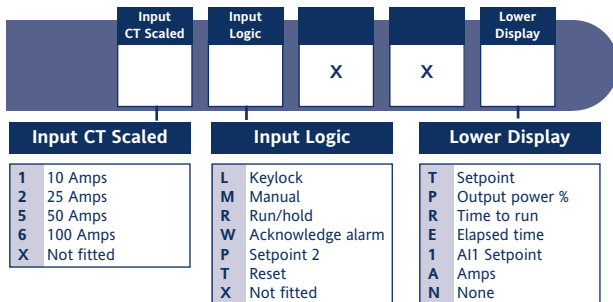
## Hardware coding only



## Optional Quick Start Code - Part 1



## Quick Start Code - Part 2



## EUROTHERM LIMITED UK

Faraday Close Durrington Worthing BN13 3PL United Kingdom  
 Tel. +44 (0)1903 205277 Fax +44 (0)1903 236465  
 Email info@eurotherm.co.uk

Web [www.eurotherm.co.uk](http://www.eurotherm.co.uk)

## EUROTHERM US

741-F Miller Drive Leesburg VA 20175-8993  
 Tel. 1-703-443-0000 Fax 1-703-669-1300  
 Email info@eurotherm.com

Web [www.eurotherm.com](http://www.eurotherm.com)

© Copyright Eurotherm Limited 2003

All rights are strictly reserved. No part of this document may be reproduced, modified, or transmitted in any form by any means, nor may it be stored in a retrieval system other than for the purpose to act as an aid in operating the equipment to which the document relates, without the prior written permission of Eurotherm limited.

Eurotherm Limited pursues a policy of continuous development and product improvement. The specifications in this document may therefore be changed without notice. The information in this document is given in good faith, but is intended for guidance only. Eurotherm Limited will accept no responsibility for any losses arising from errors in this document.

