

3216 MODEL



Ideal for:

- plastic extruders
- small ovens
- chillers
- sterilisers
- trace heating
- packaging machines

Specifications:

Dimensions:

48W x 48H x 90D mm

Text messages:

10 x 30 character messages

Control modes:

PID or On/Off, heat/cool, heat only, cool only

Supply voltages:

85-264Vac, 24Vac/dc
6 watts max.

Operating ambient:

0 to 50 deg C
5% to 85% RH, non condensing

Inputs:

Thermocouples
Pt100 3 wire
0-50mV, 4-20mA, 0-20mA
Custom linearisation

Current transformer input:

50mA ac into 10R

Communications:

Modbus, RS232, RS485 2 wire

Output ratings:

Relay: 2A, 264Vac resistive
Logic out: 12Vdc
Digital in: contact closure or logic

Panel sealing:

IP65, plug-in from front panel

Temperature/Process Controller

The new 3216 1/16th DIN controller provides a new level of user convenience. The scrolling text messages deliver plain language messages to let operators and engineers alike know exactly what is happening to the process.

The **Quick Start Wizard** makes configuration simpler than ever. At initial power up the configuration is displayed on the lower display.

Universal inputs enable the simple selection of any standard thermocouple, Resistance Thermometer or process input. A custom linearisation can be installed using the simple PC tool, iTools.

Timer functions offer the choice of : a dwell timer; a delayed switch on timer or a self start timer.

Three outputs can be configured to provide any combination of heating, cooling and alarm.

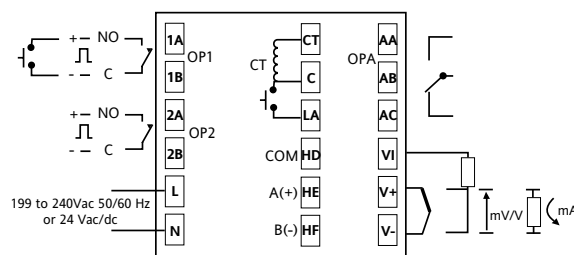
The **Load Current Transformer Input**, CT input, provides the ideal method to monitor load current and provide immediate indication of load conditions. Partial load failure, heater open circuit or thyristor short circuit can each be indicated by clear scrolling operator messages and relay output.

The **operator interface** is fully configurable enabling any parameter to be promoted for immediate operator access on level 1 or password protected level 2. This provides for the simplest solutions right through to sophisticated applications.

The new **three colour LCD** display provides clear indication of process variables. The upper display shows the process measured value while the lower display can be set to display a range of parameters including, setpoint, time remaining and current.

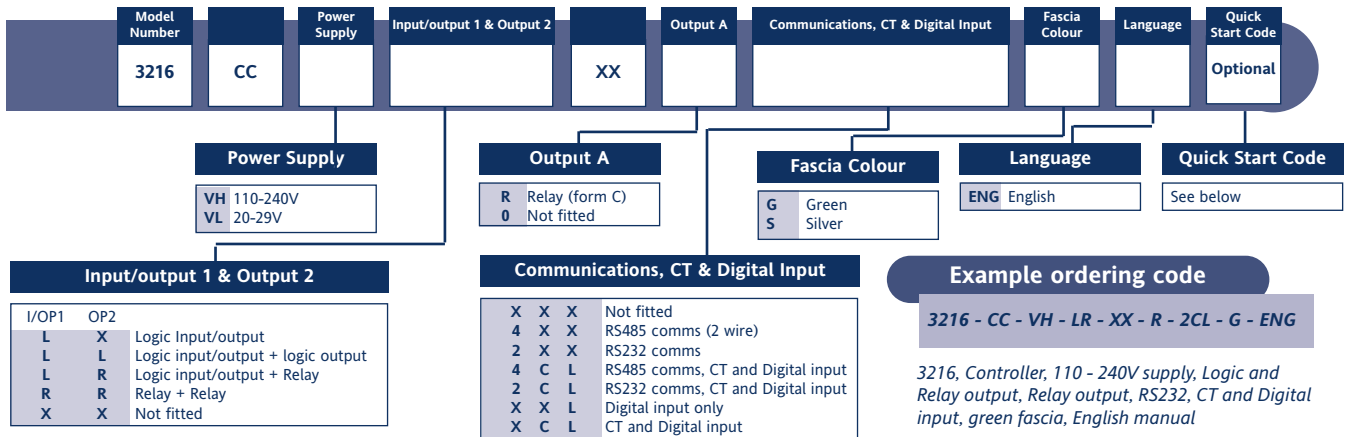
The **communications option** provides full system integration through the industry standard modbus protocol.

Rear terminal connections

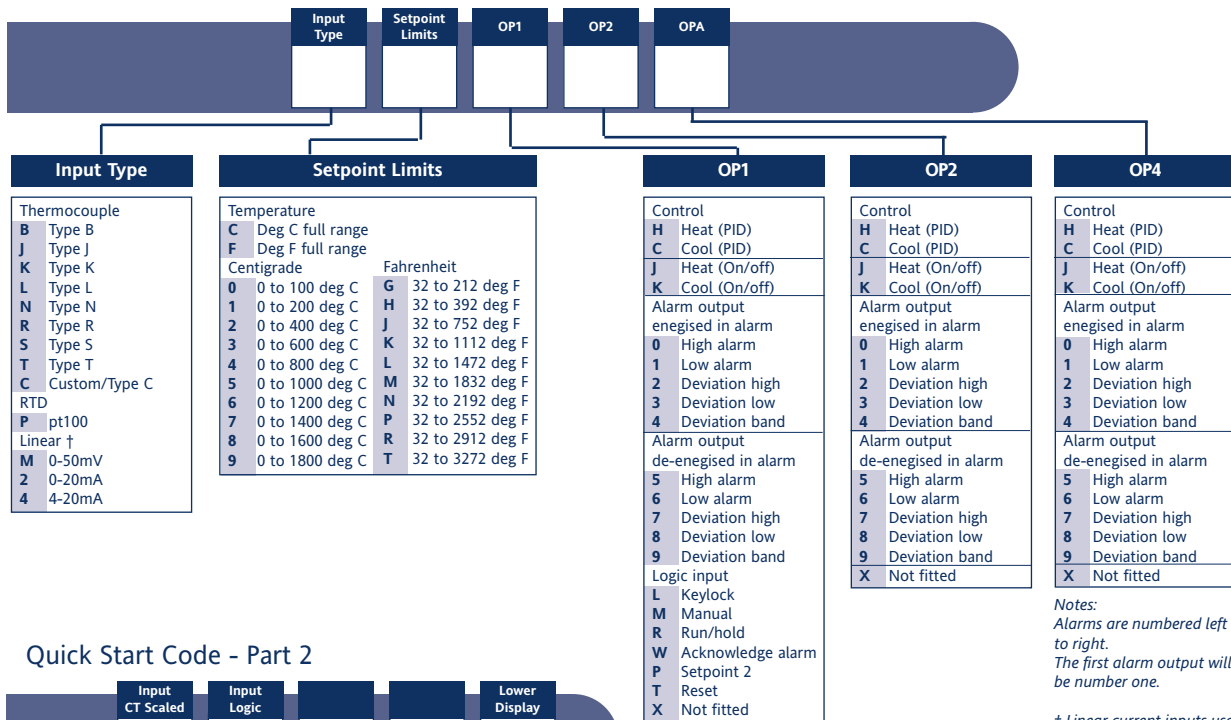


Coding

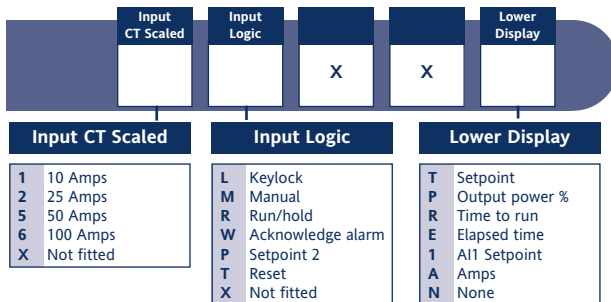
Hardware coding only



Optional Quick Start Code - Part 1



Quick Start Code - Part 2



Note:
 The current transformer input (CT) will be attached to the first Heating Channel

EUROTHERM LIMITED UK

Faraday Close Durrington Worthing BN13 3PL United Kingdom
 Tel. +44 (0)1903 205277 Fax +44 (0)1903 236465
 Email info@eurotherm.co.uk

Web www.eurotherm.co.uk

EUROTHERM US

741-F Miller Drive Leesburg VA 20175-8993
 Tel. 1-703-443-0000 Fax 1-703-669-1300
 Email info@eurotherm.com

Web www.eurotherm.com

© Copyright Eurotherm Limited 2003

All rights are strictly reserved. No part of this document may be reproduced, modified, or transmitted in any form by any means, nor may it be stored in a retrieval system other than for the purpose to act as an aid in operating the equipment to which the document relates, without the prior written permission of Eurotherm limited.

Eurotherm Limited pursues a policy of continuous development and product improvement. The specifications in this document may therefore be changed without notice. The information in this document is given in good faith, but is intended for guidance only. Eurotherm Limited will accept no responsibility for any losses arising from errors in this document.

